

WARNING


- Never under any circumstances attempt to open or inspect the internal components or accessories of the machine. If an inspection becomes necessary, please contact your supplier or a suitably competent technician.
- Never use the unit in humid or poorly ventilated environments, such as wet rooms, bathrooms etc. to prevent damage to the electrical components of your unit.
- Never use the unit outdoors; exposure to the elements can cause damage.
- If the power cord was destroyed, please ask a professional to service and replace it to avoid hazards, or contact the dealer for service.

EC-DECLARATION OF COMPLIANCE

This product meets the following requirements:

- 1.** Conditions set out in the Low Voltage Directive: 2006/95/EC
- 2.** Conditions set out in the Electromagnetic Compatibility Directive: 2004/108/EC

RECYCLING

 Whenever any of our electrical products or their presentation packaging bear this symbol, it means that these products should not be treated as conventional household waste in Europe. To ensure proper treatment of this waste, dispose of it in accordance with local laws or as required for the disposal of electrical equipment. This initiative will help preserve save natural resources and improve standards of environmental protection in regard to the treatment of electrical waste.

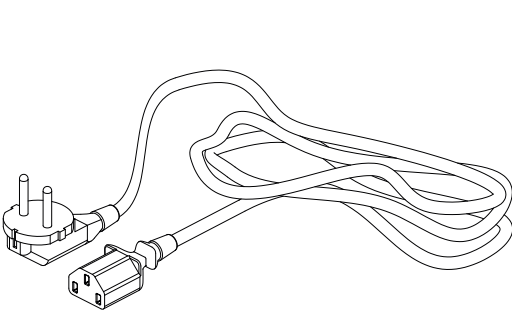
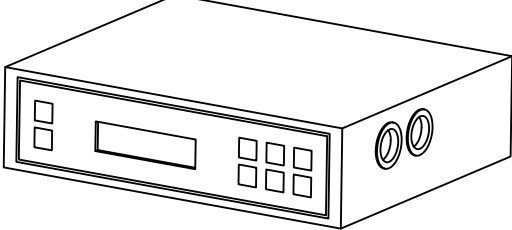
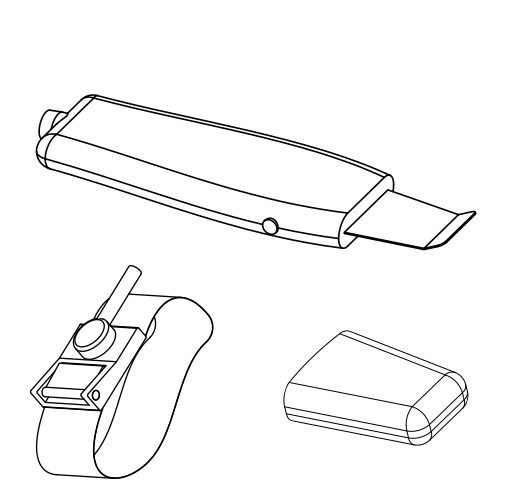
WELCOME!

Thank you very much for purchase. Please read the instructions carefully before operating the instrument. You can also ask a professional for guidance to make sure you are using the instrument correctly. We will accept no responsibility for any accidents that occur due to incorrect operation. The company reserves the right to amend the details of the instruments with no prior notice. If any mistakes are found in these instructions, please feel free to send us an e-mail informing us so that we can correct them.

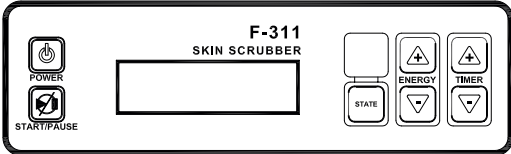
PACKAGE CONTENTS

- These components are subject to change without prior notice.
- Appearance of product may differ from the image.

No.	PRODUCT	REF.	QTY
1	SKIN SCRUBBER PROBE	10018	1
2	SAFENER	-	1
3	MAIN UNIT	-	1
4	FEEDER CABLE	-	1
5	BRACELET	10019	1



FRONT PANEL



INSTRUCTIONS OF USE

- 1.** Connect the power supply via the rear panel.
- 2.** Connect the accessories properly in the lateral panel.
- 3.** Turn on the “POWER” button.
- 4.** Select the desired waveform output by pressing “STATE”, the power output level by pressing “ENERGY” and the time by pressing “TIME”. You can change any of these settings during the treatment.
- 5.** Press the “START/PAUSE” button.

NOTES

- A positive earth control system is in place while the machine is operating. This means that unless the machine can find an earth return, the system will stop the current output to the probe. However, once the probe comes back into contact with the customer (the earth circuit is found), the system will restart the output immediately. This is a safety feature and should not be mistaken for a system fault.

CAUTIONS

- People suffering from the following diseases are required not to use it: heart diseases, infectious diseases, people with metal implants and hypersensitive or vascular skins.
- Do not use the probe in one position on the skin for too long, to avoiding the risk of burning.
- Always handle the probe with care as it contains delicate components. Take particular care of the probe blade as any damage will cause scratching of the skins surface during use. Always store the probe safely when not in use.

FAQ

The probe suddenly stops emitting:

- If the probe is separated from the skin, it will stop emitting after 5 seconds. This is a safety feature and should not be mistaken for a system fault.
- Touch the skin with the probe and it will start emitting again after 5 seconds.

MAINTENANCE

- Any oil on the probe must be removed immediately.
- After use, please clean the probe Store it in the probe-protecting sleeve at all time.
- Store the probe carefully to avoid damaging it.

ACCESSORIES

REF.	DESCRIPTION
10018	SKIN SCRUBBER PROBE

TECHNICAL SHEET

Weights and sizes	Packing size (cm)	37x27,5x14
	Gross weight (kg)	3,5
	Product size (cm)	20,7x22x7
Working characteristics	Working power	6 W
	Working frequency	25 - 27 KHz
	Preset working time	15 min
Electrical characteristics	Rated voltage	220V ~ 240V
	Frequency	50Hz/60Hz
	Rated power	20 W